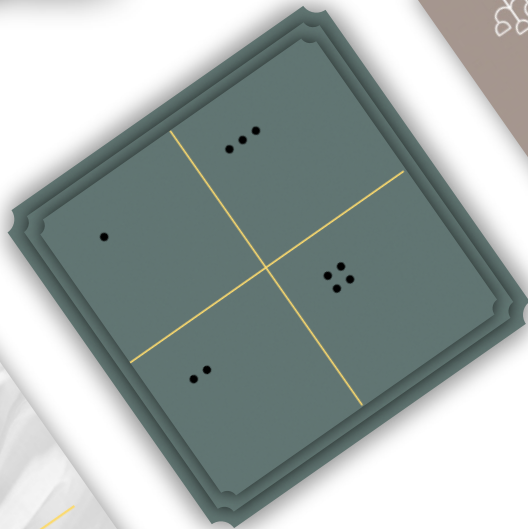


NS
touch



EFFICIENCY + SMART + CONNECTIVITY
EFFICIENCY + SMART + CONNECTIVITY
EFFICIENCY + SMART + CONNECTIVITY
EFFICIENCY + SMART + CONNECTIVITY
EFFICIENCY + SMART + CONNECTIVITY
EFFICIENCY + SMART + CONNECTIVITY
EFFICIENCY + SMART + CONNECTIVITY
EFFICIENCY + SMART + CONNECTIVITY
EFFICIENCY + SMART + CONNECTIVITY
EFFICIENCY + SMART + CONNECTIVITY

**DESIGN PLUS AWARD
WINNER 2024**

EFFICIENCY + SMART + CONNECTIVITY
EFFICIENCY + SMART + CONNECTIVITY
EFFICIENCY + SMART + CONNECTIVITY
EFFICIENCY + SMART + CONNECTIVITY
EFFICIENCY + SMART + CONNECTIVITY
EFFICIENCY + SMART + CONNECTIVITY
EFFICIENCY + SMART + CONNECTIVITY
EFFICIENCY + SMART + CONNECTIVITY
EFFICIENCY + SMART + CONNECTIVITY
EFFICIENCY + SMART + CONNECTIVITY

**SMARTTECH GROUP LLC
NS TOUCH
DESIGN: MAKSYM NIKULIN**

DESIGN PLUS




NS TOUCH



Series 90

Ultra flat series, only 4.5 mm deep. The panels of this series stand out among others for their elegance, they are thin and wide, thanks to which they will look stylish in any interior.

The sockets of this series are distinguished by the fact that there are no protruding elements on the surface of the product, the mechanisms are completely covered with stone. Our absolute favorite!





Switches and panels 90 series

This series includes 1, 2, 4, 8 key switches.
2, 8 can be positioned both horizontally and vertically.
Inlay with metal brass and aluminum.



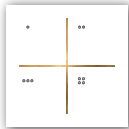
S90-01
90x90x4.5 mm



S90-H02
90x90x4.5 mm



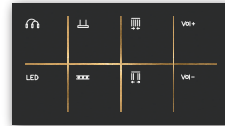
S90-V02
90x90x4.5 mm



S90-04
90x90x4.5 mm



S90-V08
90x162x4.5 mm



S90-H08
162x90x4.5 mm

Installation of these products is carried out in the square boxes of Gira.
For installation in hollow walls, only the white box is installed; for installation in solid walls,
an additional red box is required.

Frames with mechanisms


"Sockets" of the series are distinguished by the fact that there are no protruding elements on the surface of the products - the mechanisms are completely covered with stone. Variants of acrylic stone and the colors of the rosettes are presented on pages / 50 / Corner chamfer is 1,2 mm.




S90-R1
90x90x4.5 mm



S90-R2
162x90x4.5 mm




S90-R3
233x90x4.5 mm



S90-R4
305x90x4.5 mm



S90-CH2ac
90x90x4.5 mm



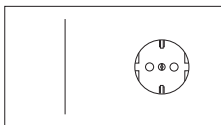
S90-RCH2ac
90x90x4.5 mm

Products are equipped with Jung mechanisms.
Installation of this series is carried out in square mounting boxes Gira E22
1-gang (289600), 2-gang (289700), 3-seater (289800), 4-seater (289900).

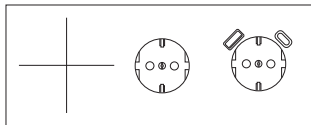


Combination options

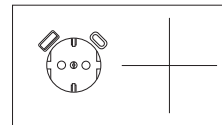
Below are the most popular combinations of **NS touch** products among our customers.




Combo 2HS90 - V02R1
162x90x4.5 mm



Combo 3HS90 - 04R1RCH2ac
233x90x4.5 mm



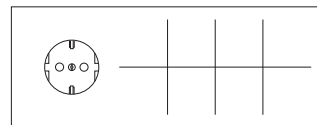
Combo
2HS90 - RCH2ac04
162x90x4.5 mm



Combo 3HS90 - R1CH2acH02
233x90x4.5 mm



Combo 2HS90 - H02CH2ac
162x90x4.5 mm



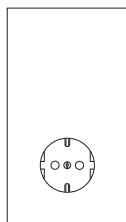
Combo 3HS90 - R1H08
233x90x4.5 mm

Products are equipped with Jung mechanisms.

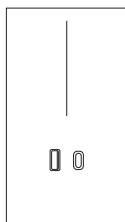
Installation of this series is carried out in square mounting boxes Gira E22

1-gang (289600), 2-gang (289700), 3-seater (289800), 4-seater (289900).

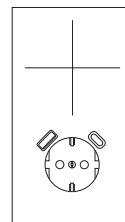
Combo panels can be made in horizontal and vertical design.



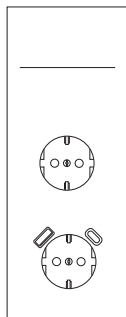
Combo
2VS90 - 01R1
90x162x4.5 mm



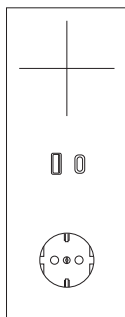
Combo
2VS90 - V02CH2ac
90x162x4.5 mm



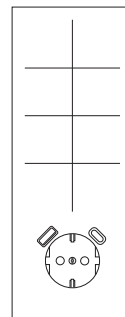
Combo
2VS90 - 04RCH2ac
90x162x4.5 mm



Combo 3VS90 -
H02R1-RCH2ac
90x233x4.5 mm



Combo 3VS90 -
04CH2acR1
90x233x4.5 mm



Combo 3VS90 -
V08RCH2ac
90x233x4.5 mm


Products are equipped with Jung mechanisms.

Installation of this series is carried out in square mounting boxes Gira E22


1-gang (289600), 2-gang (289700), 3-seater (289800), 4-seater (289900).

Combination options

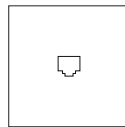
Below are the most popular combinations of **NS touch** products among our customers.



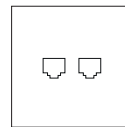
S90 - NL1
90x90x4.5 mm



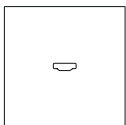
S90 - SE1
90x90x4.5 mm



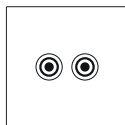
S90 - ETH1
90x90x4.5 mm



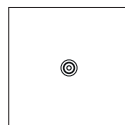
S90 - ETH2
90x90x4.5 mm



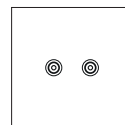
S90 - HD1
90x90x4.5 mm



S90 - AS
90x90x4.5 mm



S90 - TV1
90x90x4.5 mm



S90 - TV2
90x90x4.5 mm

Products are equipped with Jung mechanisms.








Installation of this series is carried out in square mounting boxes Gira E22

1-gang (289600), 2-gang (289700), 3-seater (289800), 4-seater (289900).

Series Wood

The "Wood" series is a collection of refined switches and sockets that seamlessly blend the warmth of wood with the elegance of stone. This unique combination of materials gives rise to exceptional pieces that not only accentuate the beauty of your interior but also evoke a sense of coziness and comfort.


Elevate Your Designs with Rare Wood Species and Acrylic Stone: The "Wood" Series. The "Wood" series redefines the art of switches and sockets, introducing an exquisite fusion of unparalleled wood species with the elegance of acrylic stone.





Switches and panels series Wood


This series features 1, 2, 4, 6, and 8 rocker switches.
2, 6, 8 can be positioned both horizontally and vertically.
Metal encrustation in brass and aluminum.




W85-01
85x85x12 mm




W85-H02
85x85x12 mm



W85-V02
85x85x12 mm



W85-04
85x85x12 mm



W85-V06
85x135x12 mm



W85-V08
85x157x12 mm



W85-H06
135x85x12 mm



W85-H08
157x85x12 mm

Products can "be equipped with Jung mechanisms.
These products are installed in **standart electrical box 68 mm** round boxes or their equivalents

Frames with mechanisms


"Sockets" of the series are distinguished by the fact that there are no protruding elements on the surface of the products - the mechanisms are completely covered with stone. Variants of acrylic stone and the colors of the rosettes are presented on pages / 49 - 50 / . Corner chamfer is 1,2 mm.




W85-R1
85x85x12 mm




W85-R2
157x85x12 mm




W85-R3
227x85x12 mm



W85-R4
300x85x12 mm



W85-CH2ac
85x85x12 mm



W85-RCH2ac
85x85x12 mm

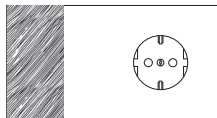
Products can "be equipped with Jung mechanisms.

These products are installed in **standart electrical box 68 mm** round boxes or their equivalents



Combination options


Below are the most popular combinations of **NS touch** products among our customers.



Combo
2HW85 - 01R1
157x85x12 mm



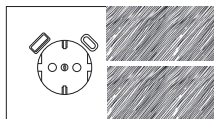
Combo
3HW85 - V02CH2acR1
227x85x12 mm



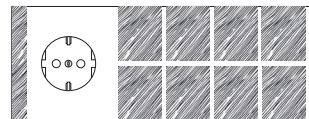
Combo
2HW85 - CH2ac04
157x85x12 mm



Combo 3HW85 - R1CH2ac04
227x85x12 mm



Combo 2HW85 - RCH2acH02
157x85x12 mm




Combo 3HW85 - R1H08
227x85x12 mm

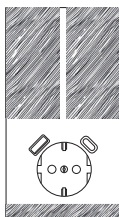
Products can be equipped with Jung mechanisms.

These products are installed in **standart electrical box 68 mm** round boxes or their equivalents

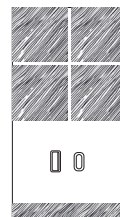
Combo panels can be made in horizontal and vertical design.



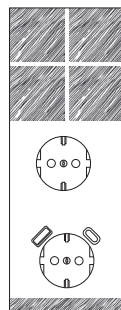
Combo
2VW85 - 01R1
85x157x12 mm




Combo
2VW85 - V02CH2ac
85x157x12 mm




Combo
2VW85 - 04RCH2ac
85x157x12 mm



Combo 3VW85 -
04R1-RCH2ac
85x227x12 mm



Combo 3VW85 -
04CH2acR1
85x227x12 mm




Combo 3VW85 -
V08R1
85x227x12 mm

Products can "be equipped with Jung mechanisms.

These products are installed in **standart electrical box 68 mm** round boxes or their equivalents

Combination options

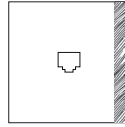
Below are the most popular combinations of **NS touch** products among our customers.



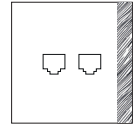
W85 - NL1
85x85x12 mm



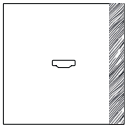
W85 - SE1
85x85x12 mm



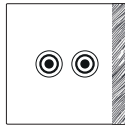
W85 - ETH1
85x85x12 mm




W85 - ETH2
85x85x12 mm




W85 - HD1
85x85x12 mm



W85 - AS
85x85x12 mm



W85 - TV1
85x85x12 mm



W85 - TV2
85x85x12 mm


Products can "be equipped with Jung mechanisms.

These products are installed in **standart electrical box 68 mm** round boxes or their equivalents

Series 85

Ideal balance for those looking for the design of the 90 series, and the ease of installation of the 80 series. Amazing touch feeling.


The panels of this series make a pleasant impression in any interior.





Switches and panels 85 series

This series features 1, 2, 4, 6, and 8 rocker switches.
2, 6, 8 can be positioned both horizontally and vertically.
Metal encrustation in brass and aluminum.



S85-01
85x85x12 mm



S85-H02
85x85x12 mm




S85-V02
85x85x12 mm



S85-04
85x85x12 mm



S85-V06
85x125x12 mm



S85-V08
85x157x12 mm



S85-H06
125x85x12 mm



S85-H08
157x85x12 mm

Products can be equipped with Jung mechanisms.

These products are installed in **standart electrical box 68 mm** round boxes or their equivalents

Frames with mechanisms


"Sockets" of the series are distinguished by the fact that there are no protruding elements on the surface of the products - the mechanisms are completely covered with stone. Variants of acrylic stone and the colors of the rosettes are presented on pages / 50 / Corner chamfer is 1,2 mm.




S85-R1
85x85x12 mm




S85-R2
157x85x12 mm




S85-R3
227x85x12 mm



S85-R4
300x85x12 mm



S85-CH2ac
85x85x12 mm

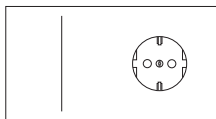


S85-RCH2ac
85x85x12 mm

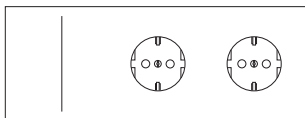
Products can "be equipped with Jung mechanisms. These products are installed in **standart electrical box 68 mm** round boxes or their equivalents

Combination options

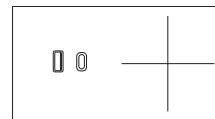
Below are the most popular combinations of **NS touch** products among our customers.



Combo
2HS85 - V02R1
157x85x12 mm



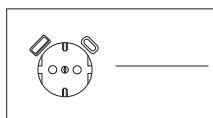
Combo 3HS85 - V02R2
227x85x12 mm



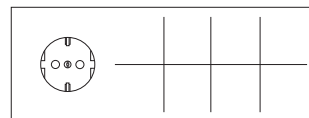
Combo
2HS85 - CH2ac04
157x85x12 mm



Combo 3HS85 - R1CH2ac04
227x85x12 mm



Combo
2HS85 - RCH2acH02
157x85x12 mm

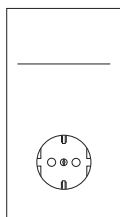


Combo 3HS85 - R1H08
227x85x12 mm

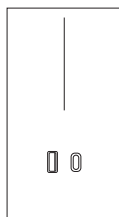
Products can "be equipped with Jung mechanisms.

These products are installed in **standart electrical box 68 mm** round boxes or their equivalents

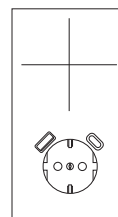
Combo panels can be made in horizontal and vertical design.



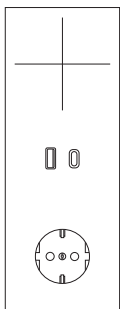
Combo
2VS85 - H02R1
85x157x12 mm



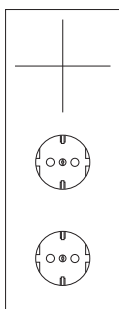
Combo
2VS85 - V02RCH2ac
85x157x12 mm



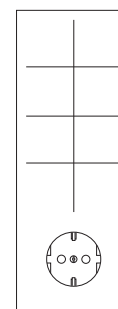
Combo
2VS85 - 04RCH2ac
85x157x12 mm



Combo
3VS85 - 04CH2acR1
85x227x12 mm



Combo
3VS85 - 04R2
85x227x12 mm




Combo
3VS85 - V08R1
85x227x12 mm

Products can be equipped with Jung mechanisms.


These products are installed in **standart electrical box 68 mm** round boxes or their equivalents

Combination options

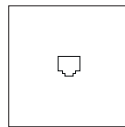
Below are the most popular combinations of **NS touch** products among our customers.



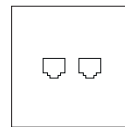
S85 - NL1
85x85x12 mm



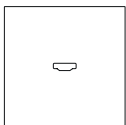
S85 - SE1
85x85x12 mm



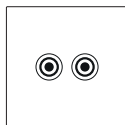
S85 - ETH1
85x85x12 mm



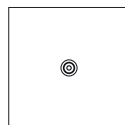
S85 - ETH2
85x85x12 mm



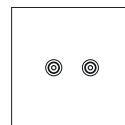
S85 - HD1
85x85x12 mm



S85 - AS
85x85x12 mm



S85 - TV1
85x85x12 mm



S85 - TV2
85x85x12 mm


Products can "be equipped with Jung mechanisms.


These products are installed in **standart electrical box 68 mm** round boxes or their equivalents

Series Active 90

Experience the allure of mechanical precision and impeccable design with Active series switches.


Active switches are not just a functional element, but a refined accessory that will emphasize your refined taste and create an atmosphere of coziness and comfort in your home.





Switches and panels Active 90 series

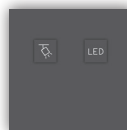
This series includes 1, 2, 4, 6 key switches.



A90-B1
90x90x4.5 mm



A90-B2
90x90x4.5 mm




A90-B2
90x90x4.5 mm



A90-B3
90x90x4.5 mm



A90-B4
90x90x4.5 mm



A90-B6
90x90x4.5 mm

Installation of these products is carried out in the square boxes of Gira.
For installation in hollow walls, only the white box is installed; for installation in solid walls,
an additional red box is required.

Frames with mechanisms

"Sockets" of the series are distinguished by the fact that there are no protruding elements on the surface of the products - the mechanisms are completely covered with stone. Variants of acrylic stone and the colors of the rosettes are presented on pages / 50 /
Corner chamfer is 1.2 mm.



A90-R1
90x90x4.5 mm



A90-R2
90x90x4.5 mm



A90-R3
233x90x4.5 mm



A90-R4
305x90x4.5 mm



A90-CH2ac
90x90x4.5 mm

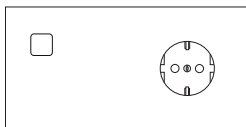


A90-RCH2ac
90x90x4.5 mm

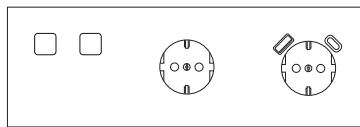
Products are equipped with Jung mechanisms.
Installation of this series is carried out in square mounting boxes Gira E22
1-gang (289600), 2-gang (289700), 3-seater (289800), 4-seater (289900).

Combination options

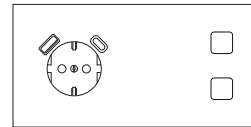
Below are the most popular combinations of **NS touch** products among our customers.



Combo 2HA90 - B1R1
162x90x4.5 mm



Combo 3HA90 - B2R1RCH2ac
233x90x4.5 mm



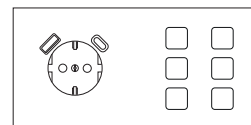
Combo 2HA90 - RCH2acB2
162x90x4.5 mm



Combo 3HA90 - R1CH2acB4
233x90x4.5 mm



Combo 3HA90 - B4CH2acHD1
233x90x4.5 mm




Combo 2HA90 - R1B6
162x90x4.5 mm

Products are equipped with Jung mechanisms.


Installation of this series is carried out in square mounting boxes Gira E22

1-gang (289600), 2-gang (289700), 3-seater (289800), 4-seater (289900).

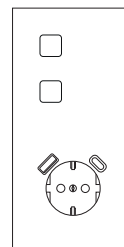
Combo panels can be made in horizontal and vertical design.



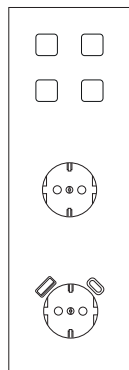
Combo
2VA90 - B1R1
90x162x4.5 mm



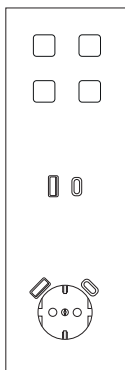
Combo
2VA90 - B2CH2ac
90x162x4.5 mm




Combo
2VA90 - B2RCH2ac
90x162x4.5 mm



Combo 3VA90 -
B4R1RCH2ac
90x233x4.5 mm



Combo 3VA90 -
B4CH2acRCH2ac
90x233x4.5 mm



Combo 2VA90 -
B6RCH2ac
90x233x4.5 mm

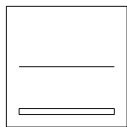
Products are equipped with Jung mechanisms.

Installation of this series is carried out in square mounting boxes Gira E22


1-gang (289600), 2-gang (289700), 3-seater (289800), 4-seater (289900).

Combination options

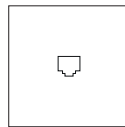
Below are the most popular combinations of **NS touch** products among our customers.



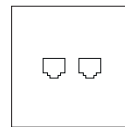
A90 - NL1
90x90x4.5 mm



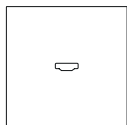
A90 - SE1
90x90x4.5 mm



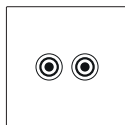
A90 - ETH1
90x90x4.5 mm



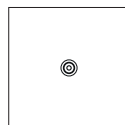
A90 - ETH2
90x90x4.5 mm



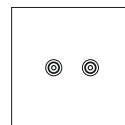
A90 - HD1
90x90x4.5 mm



A90 - AS
90x90x4.5 mm



A90 - TV1
90x90x4.5 mm



A90 - TV2
90x90x4.5 mm

Products are equipped with Jung mechanisms.


Installation of this series is carried out in square mounting boxes Gira E22

1-gang (289600), 2-gang (289700), 3-seater (289800), 4-seater (289900).

Series Active 85


Experience the allure of mechanical precision and impeccable design with Active series switches.

Active switches are not just a functional element, but a refined accessory that will emphasize your refined taste and create an atmosphere of coziness and comfort in your home.



Switches and panels Active 85 series

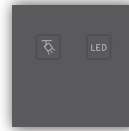
This series includes 1, 2, 4, 6 key switches.



A85-B1
85x85x12 mm



A85-B2
85x85x12 mm




A85-B2
85x85x12 mm



A85-B3
85x85x12 mm



A85-B4
85x85x12 mm




A85-B6
85x85x12 mm

Products can be equipped with Jung mechanisms.

These products are installed in **standart electrical box 68 mm** round boxes or their equivalents

Frames with mechanisms

"Sockets" of the series are distinguished by the fact that there are no protruding elements on the surface of the products - the mechanisms are completely covered with stone. Variants of acrylic stone and the colors of the rosettes are presented on pages / 50 /
Corner chamfer is 1.2 mm.



A85-R1
85x85x12 mm



A85-R2
157x85x12 mm



A85-R3
227x85x12 mm



A85-R4
300x85x12 mm



A85-CH2ac
85x85x12 mm



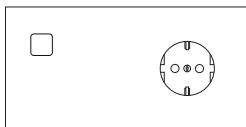
A85-RCH2ac
85x85x12 mm

Products can "be equipped with Jung mechanisms.

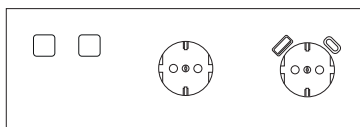
These products are installed in **standart electrical box 68 mm** round boxes or their equivalents

Combination options

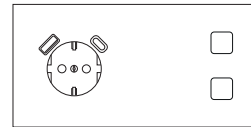
Below are the most popular combinations of **NS touch** products among our customers.



Combo 2HA85 - B1R1
157x85x12 mm



Combo 3HA85 - B2R1RCH2ac
227x85x12 mm



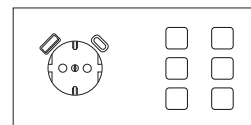
Combo 2HA85 - RCH2acB2
157x85x12 mm



Combo 3HA85 - R1CH2acB4
227x85x12 mm



Combo 3HA85 - B4CH2acHD1
227x85x12 mm




Combo 2HA85 - R1B6
157x85x12 mm


Products can "be equipped with Jung mechanisms.

These products are installed in **standart electrical box 68 mm** round boxes or their equivalents

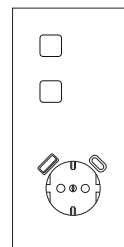
Combo panels can be made in horizontal and vertical design.



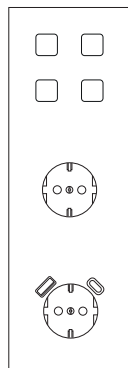
Combo
2VA85 - B1R1
85x157x12 mm




Combo
2VA85 - B2CH2ac
85x157x12 mm




Combo
2VA85 - B2RCH2ac
85x157x12 mm



Combo 3VA85 -
B4R1RCH2ac
85x227x12 mm



Combo 3VA85 -
B4CH2acRCH2ac
85x227x12 mm



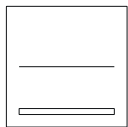
Combo 2VA85 -
B6RCH2ac
85x157x12 mm

Products can "be equipped with Jung mechanisms.


These products are installed in **standart electrical box 68 mm** round boxes or their equivalents

Combination options

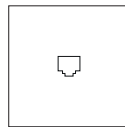
Below are the most popular combinations of **NS touch** products among our customers.



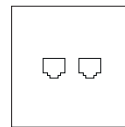
A85 - NL1
85x85x12 mm



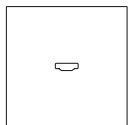
A85 - SE1
85x85x12 mm



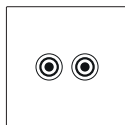
A85 - ETH1
85x85x12 mm



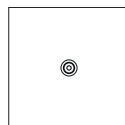
A85 - ETH2
85x85x12 mm



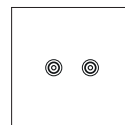
A85 - HD1
85x85x12 mm



A85 - AS
85x85x12 mm



A85 - TV1
85x85x12 mm




A85 - TV2
85x85x12 mm

Products can "be equipped with Jung mechanisms.

These products are installed in **standart electrical box 68 mm** round boxes or their equivalents

Series Classic

An unsurpassed combination of modern technologies of touch switches with the refined sophistication of the Classic style design.
The panels of this series are created specifically for those who prefer a classic style in interior design.





Switches and panels Series Classic

This series features 1, 2, 4, 6, and 8 rocker switches. aluminum.



C85-01
85x85x12 mm



C85-V02
85x85x12 mm




C85-H02
85x85x12 mm



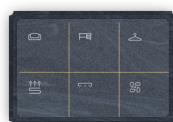
C85-04
85x85x12 mm




C85-V06
85x125x12 mm



C85-V08
85x157x12 mm



C85-H06
125x85x12 mm



C85-H08
157x85x12 mm

Products can be equipped with Jung mechanisms.

These products are installed in **standart electrical box 68 mm** round boxes or their equivalents

Frames with mechanisms


"Sockets" of the series are distinguished by the fact that there are no protruding elements on the surface of the products - the mechanisms are completely covered with stone. Variants of acrylic stone and the colors of the rosettes are presented on pages / 50 /
Corner chamfer is 1.2 mm.



C85-R1
85x85x12 mm



C85-R2
157x85x12 mm



C85-R4
300x85x12 mm




C85-R3
227x85x12 mm



C85-R5
371x85x12 mm

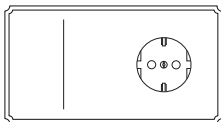
Products can be equipped with Jung mechanisms.

These products are installed in **standart electrical box 68 mm** round boxes or their equivalents

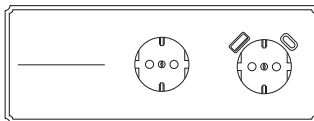


Combination options

Below are the most popular combinations of **NS touch** products among our customers.



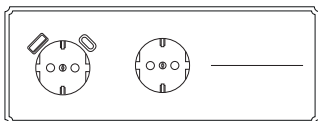
Combo
2HC85 - V02R1
157x85x12 mm



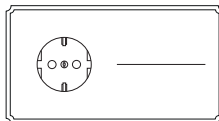
Combo 3HC85 - H02R1RCH2ac
227x85x12 mm



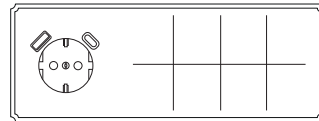
Combo
2HC85 - CH2ac04
157x85x12 mm



Combo 3HC85 - RCH2acR1H02
227x85x12 mm



Combo
2HC85 - R1H02
157x85x12 mm

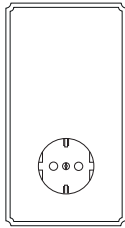


Combo 3HC85 - RCH2acH08
227x85x12 mm


Products can "be equipped with Jung mechanisms.

These products are installed in **standart electrical box 68 mm** round boxes or their equivalents

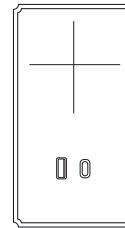
Combo panels can be made in horizontal and vertical design.



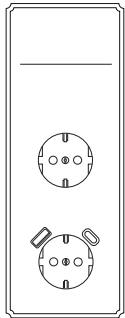
Combo
2VC85 - 01R1
85x157x12 mm




Combo
2VC85 - V02RCH2ac
85x157x12 mm



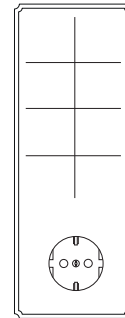
Combo
2VC85 - 04CH2ac
85x157x12 mm



Combo 3VC85 -
H02R1RCH2ac
85x227x12 mm



Combo 3VC85 -
04CH2acRCH2ac
85x227x12 mm



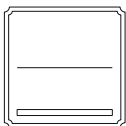
Combo 3VC85 - V08R1
85x227x12 mm

Products can be equipped with Jung mechanisms.

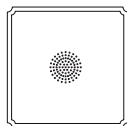
These products are installed in **standart electrical box 68 mm** round boxes or their equivalents

Combination options

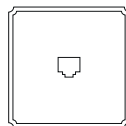
Below are the most popular combinations of **NS touch** products among our customers.



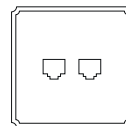
C85 - NL1
85x85x12 mm



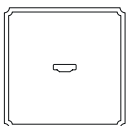
C85 - SE1
85x85x12 mm



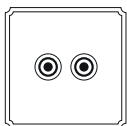
C85 - ETH1
85x85x12 mm



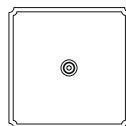
C85 - ETH2
85x85x12 mm



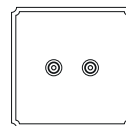
C85 - HD1
85x85x12 mm



C85 - AS
85x85x12 mm



C85 - TV1
85x85x12 mm



C85 - TV2
85x85x12 mm

Products can "be equipped with Jung mechanisms.

These products are installed in **standart electrical box 68 mm** round boxes or their equivalents

Creativity and individuality

NS touch symbol library lets you mark each key on your panel.


If there is no suitable pictogram in our library, you can make an individual order by filling out the form on our website.

The best of the proposed and ordered images will appear in our library.




Treasures of Nature: Legendary and Rare Trees of the World


Ziricote



Ebony



Bog Oak



Palisandr




Amarant




Walnut



Venge



Zebrano



ntouch palette - Corian acrylic stone

13 colors available in stock.




Designer White




Verdant



Carbon Concrete



Deep Titanium



White Onyx




Gray Onyx



Ash Nature




Carbon Aggregate




Deep Espresso




Rain Cloud



Athena Gray



Evening Prima



Deep Nocturne

Vendor codes

Number of sensors

1, 2, 4, 6, 8 = sensors

Interface

0 = Electronic Outs
 K = KNX
 2 = Electronic Outs/Inps
 B = Button

Sensor orientation

V = Vertical
 H = Horizontal

Stone color

DW = Designer White
 WO = White Onyx
 RC = Rain Cloud
 VE = Verdant
 GO = Gray Onyx
 AG = Athena Gray
 AN = Ash Nature
 CC = Carbon Concrete
 CA = Carbon Aggregate
 EP = Evening Prima
 DT = Deep Titanium
 DE = Deep Espresso
 DN = Deep Nocturne


S85 - V02 - DE 3 BR

Series

S = Square
 W = Wood
 C = Classic
 A = Active

Form factor

85, 90



Inlay

AL = Aluminum
 BR = Brass

Product surface

7 = Glossy
 3 = Matt

Combo 3HS90 - H02 CH2ac R1 - GO 7 AL - SL

Number of posts

2, 3, 4, 5

Combo orientation

V = Vertical
 H = Horizontal



Socket color

WG = White gloss
 BG = Black gloss
 SL = Silver
 CH = Champagne
 MO = Mocha
 WM = Matt white
 BM = Matt black
 AM = Anthracite matt

